

SureStrike™

Laser Training Cartridge

Use the patented SureStrike™ Laser Cartridge to train with your own firearm at any location without using live ammo.

SureStrike™ Laser Cartridge is easily inserted into the chamber, and will emit an eye-safe laser pulse, a "shot" of red light, every time the trigger is pulled!


SureStrike™ acts to prevent the accidental loading of a live bullet, with no need to take apart your firearm. Benefit from the full range of dry-fire drills while getting immediate feedback on your performance.

- 9mm cartridge - Adapters available to fit: 40s&w, 45ACP, LC45, 38sp, Shotgun, & more
- 380 Cartridge - No adapters available

BE A BETTER SHOT - Spend less effort, time, and money on training!


Includes: SureStrike™ Laser Cartridge, User guide, 3 Reflective Targets (targets not included with IR cartridge) and Battery pack.


This Product is patented under the United States Patents. The user is hereby placed on notice of Laser Ammo rights as listed on www.laser-ammo.com.





SureStrike™


Laser Training Cartridge



 SAFETY

 ACCURACY

 FIRING PIN ACTIVATED

 NO VIBRATION SENSITIVITY

• Marksmanship • Speed • Drawing and Holstering • Trigger pull

• Magazine changes • Racking the slide and more...


Laser Training Cartridge

Userguide Inside



CAUTION

LASER RADIATION:
avoid eye or skin exposure
to direct or scattered radiation

- ☐ 630-660nm Output Power < 5mW
Class 3R Laser Radiation
- ☐ 780nm IR Output Power < 5mW
Class 1 Laser Radiation
- ☐ 635nm Output Power < 1mW
Class 1 Laser Radiation



8 54855 00315 6
9M5SLC





User Guide

Unload the weapon.

Physically and visually inspect the chamber, bore, and magazine well to ensure that all ammunition has been removed.

Unload ammunition from any magazines that will be used in training. Store ammunition in an area that is separate from your training area.

 Always personally verify that all ammunition has been removed before training.


Do not allow any live ammunition in the training area.

Warning – firearms can cause serious injuries or death.

Unscrew the laser cartridge and insert the battery pack according to the drawing (plus side facing up). Reassemble the laser cartridge carefully. Verify the threading is fully closed and that there is no gap.



Retract the slide and engage the slide stop in the open position. Make sure the slide is held firmly by the stop.

 Do not continue if the slide is not held firmly or the slide stop is not in good working order.



While pointing the barrel down, insert the laser cartridge into the handgun by "dropping" it, laser first, through the slide opening into the chamber.



Still pointing down, release the slide stop. Point the weapon at a safe backstop and pull the trigger to verify that the unit is properly installed and functioning.



Disassembly: Retract the slide and engage the slide stop in the open position. Insert a pencil, flat side first, into the barrel and push the Laser Cartridge gently out.

Remove battery when laser cartridge is not in use.

- Using the SureStrike Laser Cartridge not according to the user guide will void the warranty.

All firearms are potentially dangerous and can cause great harm, personal injury and death. It is your responsibility and legal obligation to handle, load, unload, use, transport, maintain and store your firearm in a safe manner.

No liability is expressed or implied for damage or injury as a result of installation or use of this product. Warranty is limited to the replacement or repair of the original product only.

Full set of video instructions is available at: www.laser-ammo.com